



## Multiple formula Revisions – Colorchip

### Table of Contents:

1. Introduction .....	2
2. Step by Step Configuration .....	2
3. Example Demo .....	2
a. Select a Panel number .....	2
b. Select the correct formula .....	3
4. Contact information .....	5



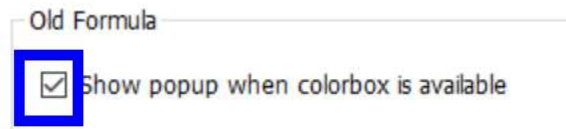
### 1. Introduction

GenMix Pro introduces a new feature allows the user to select correctly the formula needed based on his own color chip version.

**P.S: This feature is only available when a color has a colorchip and old formula(s).**

### 2. Step by Step Configuration

- i. Open GenMix Pro Software
- ii. Access the Parameters
- iii. In General section, tick on "Show popup when colorbox is available".

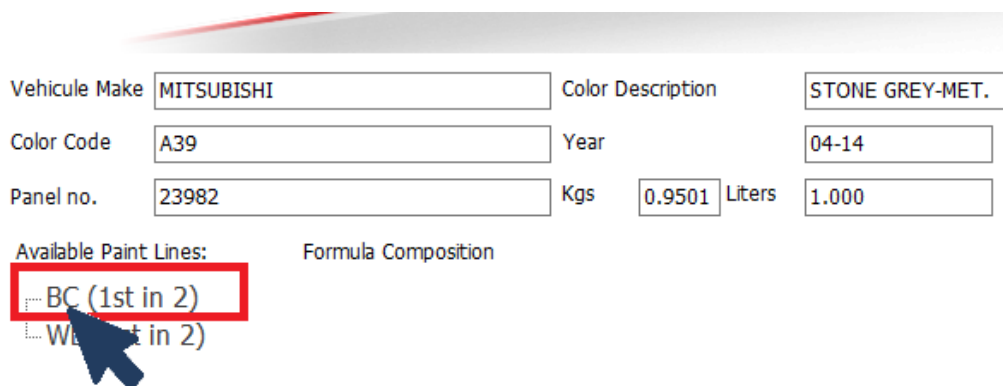


- iv. Click the Save icon



### 3. Example Demo

- a. Select a Panel number
  - i. Search for Panel number: 23982
  - ii. In Mixing System page, Click on the paint line: BC





- b. Select the correct formula
  - i. A popup notification will open at the middle of the screen:

Formulation Date
Aug 11, 2017 (Current)
Nov 27, 2013
Dec 24, 2015
Mar 24, 2016

or search for the revision pertaining to your color chip date at hand

- ii. If you know which revision is related to your chip, click on it, then click on the Enter Button

Formulation Date
Aug 11, 2017 (Current)
Nov 27, 2013
Dec 24, 2015
Mar 24, 2016

or search for the revision pertaining to your color chip date at hand


  

**P.S: The formula related to the chip, should be the one with the closest date before the date of the chip**



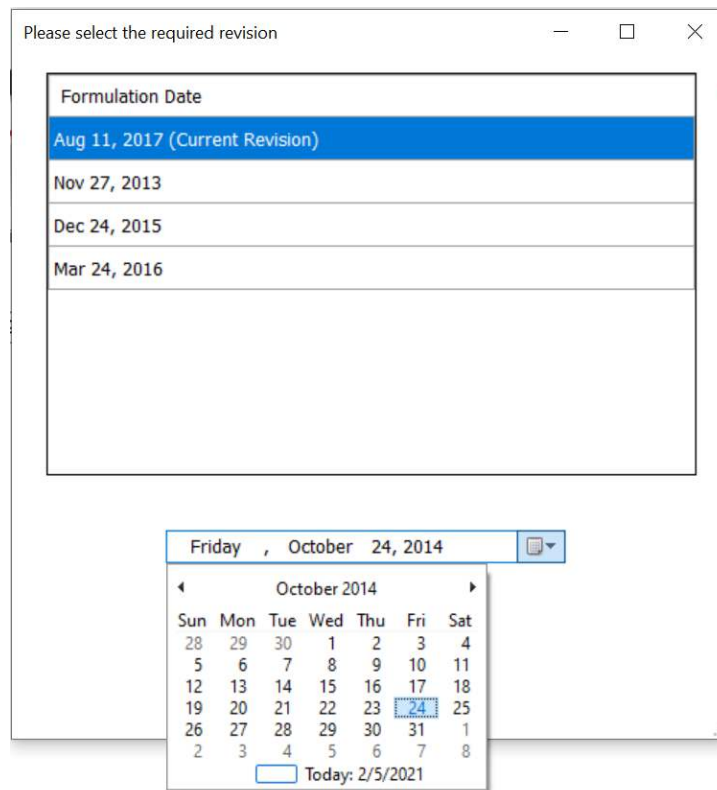
iii. If you don't know the revision, follow the below:

- Check the date mentioned on your chip: The Date is: October 24, 2014

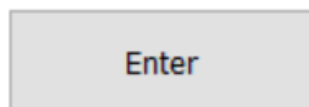


*American Date Format (Month - Day - Year)*

- Enter this date in the box:



- Click on Enter





iv. The closet formula to this date will open automatically:

Vehicle Make:  Color Description:  Tone:





Color Code:  Year:  Date:

Panel no.:  Kgs:  Liters:  VOC:  Cost:  ...

Available Paint Lines:  BC (1st in 2)  WB (1st in 2)

Formula Composition					Actual Quantity	Quantity Difference
Code	Description	Quantity	Qty Cumulative	Cancelled		
783	BASECOAT STANDARD BLACK	380.6	380.6	<input type="checkbox"/>	0.0	0.0
772	BASECOAT PEARL WHITE	308.8	689.4	<input type="checkbox"/>	0.0	0.0
894	BASECOAT SILVER DOLLAR COARSE	122.1	811.5	<input type="checkbox"/>	0.0	0.0
860	BASECOAT METALLIC ADDITIVE	50.3	861.8	<input type="checkbox"/>	0.0	0.0
798	BASECOAT MET.MEDIUM	33.5	895.3	<input type="checkbox"/>	0.0	0.0
758	BASECOAT BRILLIANT RED	28.7	924.0	<input type="checkbox"/>	0.0	0.0
613	2K DEEP BLUE	26.3	950.3	<input type="checkbox"/>	0.0	0.0

**OLD FORMULA**

#### 4. Contact information

For more information or comments, please do not hesitate to contact the General Paint Software support team by email at [support.it@generalpaint.biz](mailto:support.it@generalpaint.biz)  
Or by phone at +961 9 925 990  
We are available from 8:00AM (GMT) to 6:00PM (GMT).